

#### Features

##### Individually addressable manual fire alarm stations with:

- Power and data supplied via IDNet or MAPNET II addressable communications using a single wire pair
- Operation that complies with ADA requirements
- Visible LED indicator that flashes during communications and is on steady when the station has been activated
- The NO GRIP Single Action Station and Retrofit Kit are available with a more easily operated pull lever for applications where anticipated users may find the standard station lever difficult to activate
- Pull lever that protrudes when alarmed
- Break-rod supplied (use is optional)
- Models are available with single or double action (breakglass or push) operation
- UL listed to Standard 38

##### Compatible with the following Simplex® control panels:

- Model Series 4007ES, 4008, 4010, 4010ES, 4100ES, 4100U, 4020, 4100, and 4120 fire alarm control panels equipped with either IDNet or MAPNET II communications
- Model Series 2120 Communicating Device Transponders (CDTs) equipped with MAPNET II communications

##### Compact construction:

- Electronics module enclosure minimizes dust infiltration
- Allows mounting in standard electrical boxes
- Screw terminals for wiring connections

##### Tamper resistant reset key lock (keyed same as Simplex fire alarm cabinets)

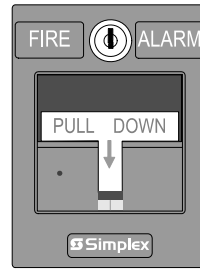
##### Multiple mounting options:

- Surface or semi-flush with standard boxes or matching Simplex boxes
- Flush mount adapter kit
- Adapters are available for retrofitting to commonly available existing boxes

#### Description

The Simplex addressable manual station combines the familiar Simplex manual station housing with a compact communication module that is easily installed to satisfy demanding applications. Its integral individual addressable module (IAM) constantly monitors status and communicates changes to the connected control panel via IDNet or MAPNET II communications wiring.

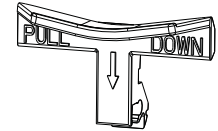
\* Refer to page 2 for specific model listings. This product has been approved by the California State Fire Marshal (CSFM) pursuant to Section 13144.1 of the California Health and Safety Code. See CSFM Listing 7150-0026:224 for allowable values and/or conditions concerning material presented in this document. Additional listings may be applicable; contact your local Simplex product supplier for the latest status. Listings and approvals under Simplex Time Recorder Co. are the property of Tyco Fire Protection Products.



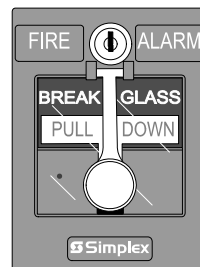
4099-9004  
Single action



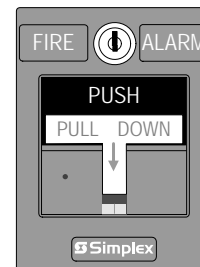
4099-9021  
NO GRIP  
Single action



4099-9805  
NO GRIP  
Retrofit kit



4099-9005  
Breakglass



4099-9006  
Push



With 2099-9828  
Institutional  
Cover kit

#### Operation

**Activation** of the 4099-9004 single action manual station requires a firm downward pull to activate the alarm switch. Completing the action breaks an internal plastic break-rod (visible below the pull lever, use is optional). The use of a break-rod can be a deterrent to vandalism without interfering with the minimum pull requirements needed for easy activation. The pull lever latches into the alarm position and remains extended out of the housing to provide a visible indication.

**Single Action NO GRIP Station 4099-9021.** For applications such as California Building Code, Title 24, which requires “Controls and operating mechanisms shall be operable with one hand and shall not require tight grasping, pinching or twisting of the wrist” the model 4099-9021 station provides a more easily operated pull lever compared to standard stations. Retrofit of existing stations is available using the 4099-9805 Retrofit kit.

**Double Action Stations (Breakglass)** require the operator to strike the front mounted hammer to break the glass and expose the recessed pull lever. The pull lever then operates as a single action station.

**Double Action Stations (Push Type)** require that a spring loaded interference plate (marked PUSH) be pushed back to access the pull lever of the single action station.

**Station reset** requires the use of a key to reset the manual station lever and deactivate the alarm switch. (If the break-rod is used, it must be replaced.)

**Station testing** is performed by physical activation of the pull lever. Electrical testing can be also performed by unlocking the station housing to activate the alarm switch.

## Addressable Manual Station Product Selection

### Addressable Manual Stations, Red Housing with White Letters and White Pull Lever

Model	Description	Housing	Pull Lever	Listings
4099-9004	Single Action, English	FIRE ALARM	PULL DOWN	UL, ULC, FM, CSFM
4099-9004CB	Single Action, Bilingual English and French	FEU FIRE	TIREZ PULL	ULC
4099-9004CF	Single Action, French	ALARME FEU	ABAISEZ	
4099-9004PO	Single Action, Portuguese	FOGO ALARME	PUXE	UL, FM
4099-9004SP	Single Action, Spanish	ALARMA FUEGO	JALE	
4099-9005	Double Action, Breakglass operation, English	FIRE ALARM	PULL DOWN	UL, ULC, FM, CSFM
4099-9005PO	Double Action, Breakglass operation, Portuguese	FOGO ALARME	PUXE	UL, FM
4099-9005SP	Double Action, Breakglass operation, Spanish	ALARMA FUEGO	JALE	
4099-9006	Double Action, Push operation, English	FIRE ALARM	PUSH PULL DOWN	UL, ULC, FM, CSFM
4099-9006PO	Double Action, Push operation, Portuguese	FOGO ALARME	EMPURRE PUXE	UL, FM
4099-9006SP	Double Action, Push operation, Spanish	ALARMA FUEGO	EMPUJE JALE	
4099-9021	Single Action NO GRIP operation, English	FIRE ALARM	PULL DOWN	UL, ULC, FM, CSFM

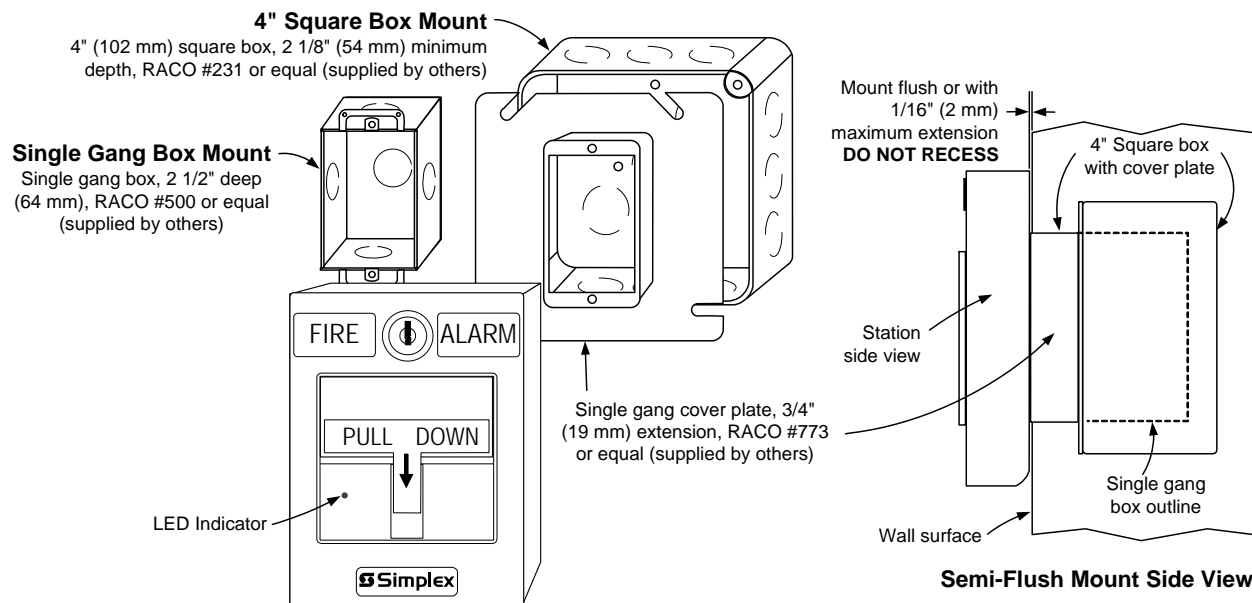
### Accessories (refer to pages 3 and 4 for details)

Model	Description	Model	Description
2975-9022	Cast aluminum surface mount box, red	2099-9803	Replacement breakglass
2975-9178	Surface mount steel box, red	2099-9804	Replacement break-rod
2099-9813	Semi-flush trim plate for double gang switch box, red	2099-9828	Institutional cover kit for field installation on 4099-9004; Note: Covers LED indicator
2099-9819	Flush mount adapter kit, black	2099-9814	Surface trim plate for Wiremold box V5744-2, red
2099-9820	Flush mount adapter kit, beige		
4099-9805	Retrofit Kit for field conversion of a single action station to a NO GRIP station; refer to Installation Instructions 579-1007 for details		

### Specifications (refer to Installation Instructions 579-1135 for additional information)

Power and Communications	IDNet or MAPNET II communications, 1 address per station
Address Means	DIP switch, 8 position
Wire Connections	Screw terminal for in/out wiring, for 18 to 14 AWG wire (0.82 mm <sup>2</sup> to 2.08 mm <sup>2</sup> )
UL Listed Temperature Range	32° to 120° F (0° to 49° C) intended for indoor operation
Humidity Range	Up to 93% RH at 100° F (38° F)
Housing Color	Red with white raised lettering
Material	Housing and pull lever are Lexan polycarbonate or equal
Pull Lever Color	White with red raised lettering
Housing Dimensions	5" H x 3 3/4" W x 1" D (127 mm x 95 mm x 25 mm)

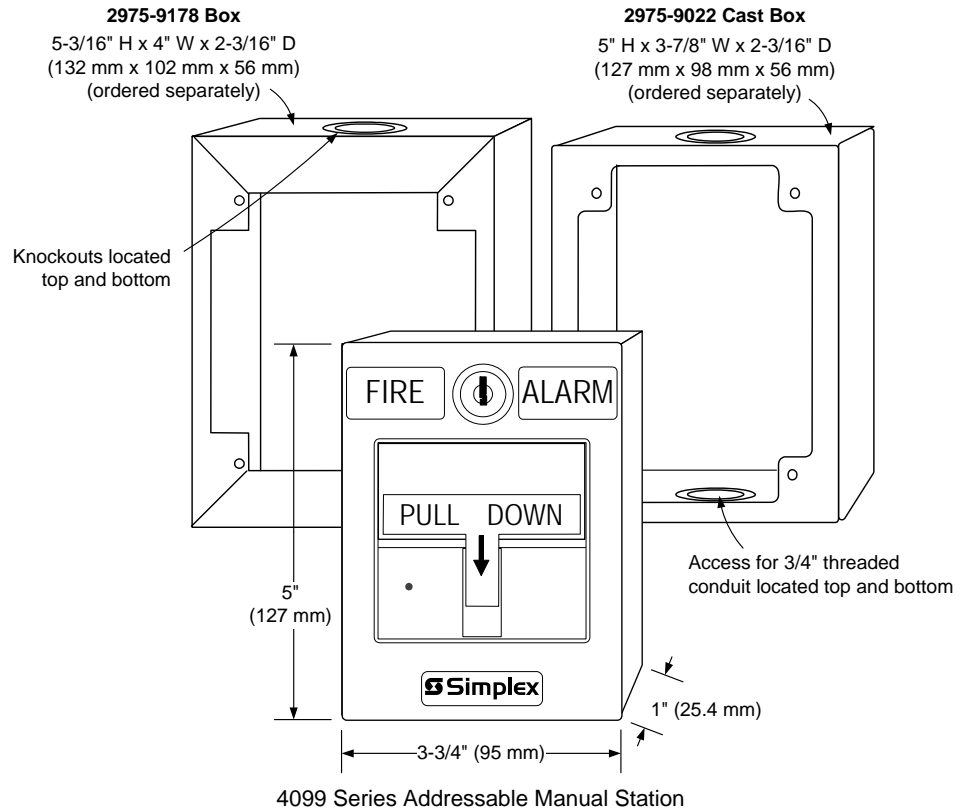
### Addressable Manual Station Semi-Flush Mounting



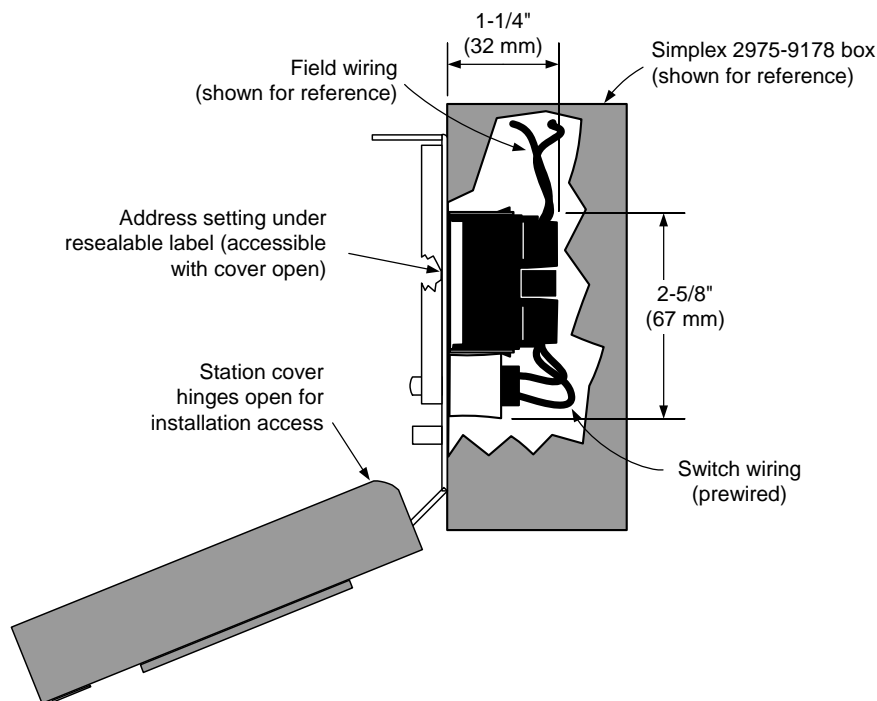
## Addressable Manual Stations Surface Mounting

**Preferred Mounting.** For surface mounting of these addressable manual stations, the preferred electrical boxes are shown in the illustration to the right.

**Additional Mounting Reference.** Refer to page 4 for Wiremold box mounting compatibility.



## Surface Mount Side View with Internal Detail



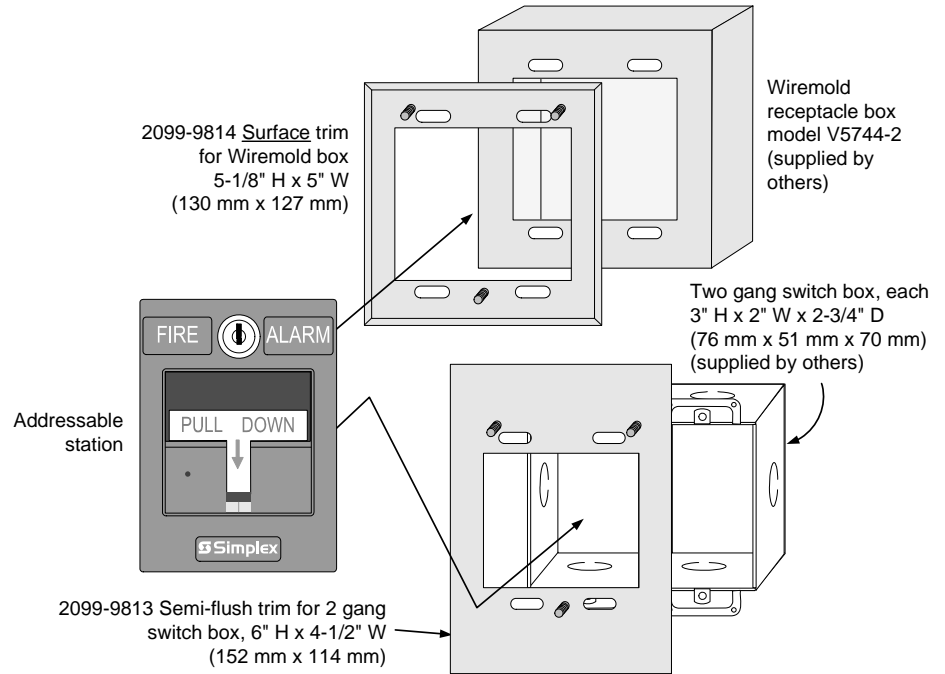
## Application Reference

Refer to NFPA 72, the *National Fire Alarm and Signaling Code*, and all applicable local codes for complete requirements for manual stations. The following summarizes the basic requirements.

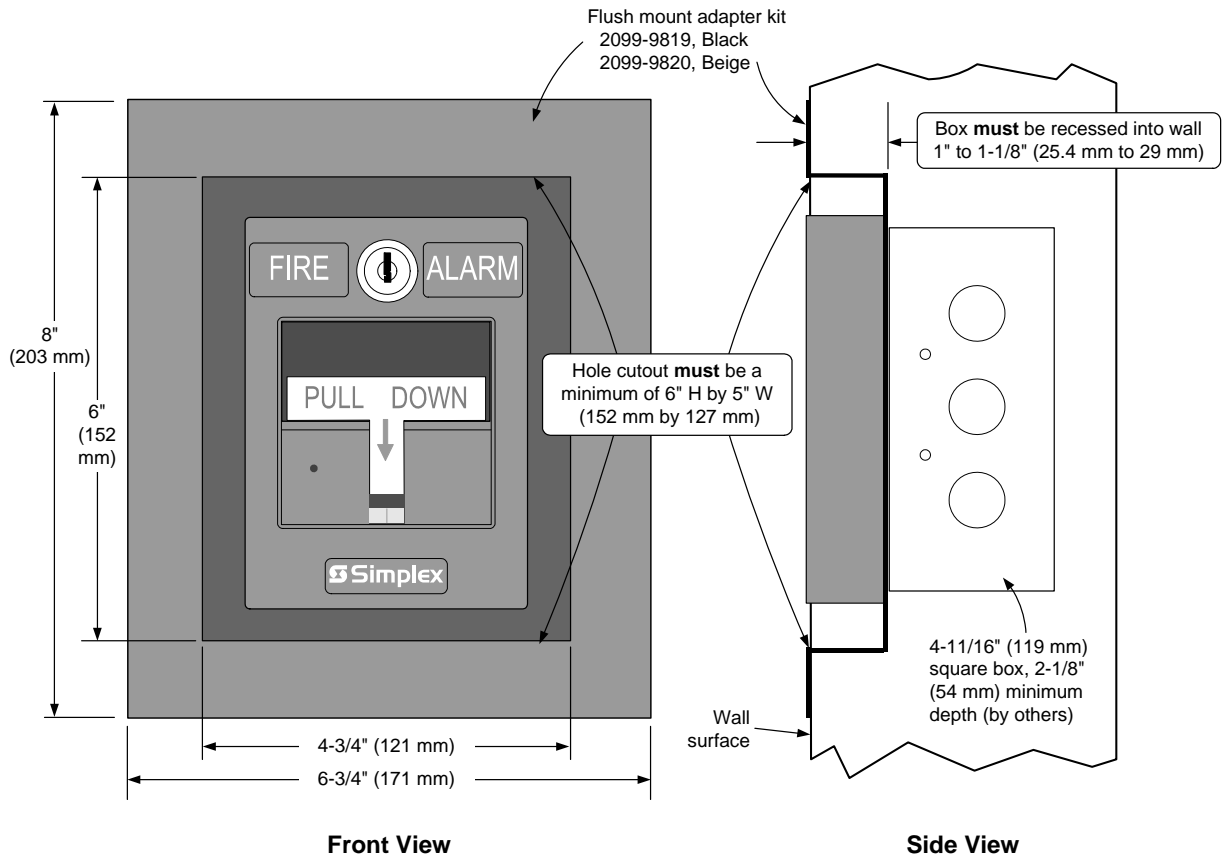
1. Stations shall be located in the normal path of exit and distributed in the protected area such that they are unobstructed and readily accessible.
2. Mounting shall be with the operable part not less than 42 in (1.07 m) and not more than 48 in (1.22 m) above floor level.
3. At least one station shall be provided on each floor. Additional stations shall be provided to obtain a travel distance not more than 200 ft (61 m) to the nearest station from any point in the building.
4. When manual station coverage appears limited in any way, additional stations should be installed.

## Addressable Manual Station, Additional Mounting Information

For retrofit and new installations, additional compatible mounting boxes and the required adapter plates are shown in the illustration to the right.



## Addressable Manual Station, Flush Mounting Information



TYCO, SIMPLEX, and the product names listed in this material are marks and/or registered marks. Unauthorized use is strictly prohibited. NFPA 72 and National Fire Alarm and Signaling Code are trademarks of the National Fire Protection Association (NFPA). Lexan is a trademark of the General Electric Co. Wiremold is a trademark of the Wiremold Company.